

**PART NUMBER:
MB-9515AH EP S
CAGE: 4BRZ5
Adjustable Cargo Trailer-High
Lift-Externally Powered-
Synchronized**



**PART NUMBER:
MB-9515AH EP S
CAGE: 4BRZ5
Adjustable Cargo Trailer-High Lift-
Externally Powered-Synchronized**

**Authorized for; Munitions, Shipboard
& Shore-based applications.**

This trailer is constructed in America with domestically sourced assemblies and products. It is utilized by commercial and military clients for transporting general cargo as well as loaded 463L pallets, munitions and F35 engine power module in specialized skid. The Externally Powered "HiLift" trailer can load and off-load C130 aircraft. The Adjustable Cargo Trailer (ACT) is approved for internal air transport.



Features:

The Adjustable Cargo Trailer is a four-wheel trailer with an adjustable platform. The platform utilizes independent hydraulics on all four corners to align the platform with the height and angle of the MV-22 aircraft ramp, as well as CH-53K and others.

- **Trailers** are self-contained with a second hydraulic pump using a variable speed portable power unit that will fully raise the trailer in less than two minutes. All operator controls to adjust tilt, side to side

and front to rear elevation, deck side shift and brakes are located at a single control station on the left side of trailer.

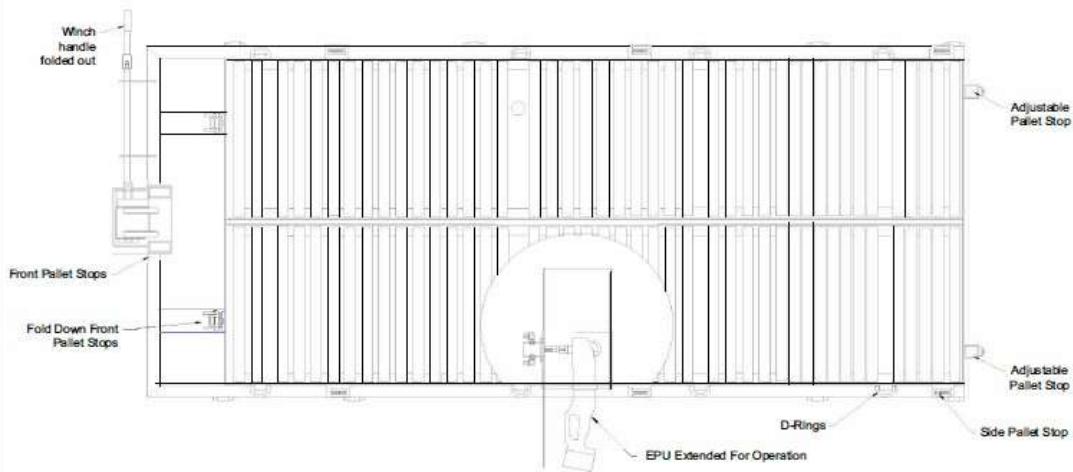
- **Sync System** – In addition to the standard operating system, a separate synchronized hydraulic system allows the power unit to raise the trailer evenly at maximum speed for level deck raising. In sync mode the trailer may not tilt forward, backwards, or side to side.
- **Solid Resilient Tires:** Higher Load Capacity / Minimal Maintenance / Puncture Free Technology / Low Operating Cost.
- **Parking Brake** – Hydraulically operated with parking brake lock lever and quick release operated from control station.

- **Side shifting top roller conveyer deck** – Hydraulically operated lateral side shift in each direction. Deck has conveyer rollers with galvanized finish and roller bearings allowing for easy transfer of uniform loads up to 12,000 lbs. "to & from" aircraft and vehicles. Deck may be locked in centered position for transport.
- **Winch** - Fold down or removable. Located at front-center of trailer frame with fold out handle. 35' useable synthetic line with breaking strength of 21,700lbs.
- **Restraints** – "D" rings for tie down and pallet restraint are located on each side, front and rear of trailer.

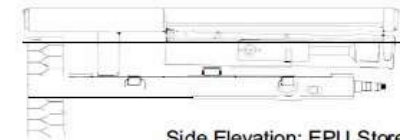


Leading Specifications:

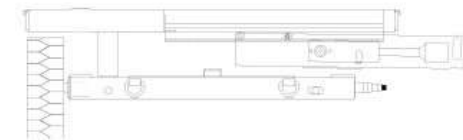
- Shipboard authorized S.W.L. = 7,500 lbs.
- Shore-based authorized S.W.L. = 10,300 lbs.
- Munitions authorized S.W.L. = 10,300 lbs.
- Net Operating Weight = 3680. Lbs.
- Deck Height Lowered = 26.3/4 Inches.
- Overall Length = 150 Inches with towbar in upright or stored position.
- Overall Width = 63.5/8 Inches.
- Overall Deck Height Raised = 45.25 Inches.
- Side Shifting Deck = 2 inches each direction from centered position.
- Towbar = 57 Inches Long, 68 Inches tall in upright position. Removable and stores securely under the main frame from front of the trailer. Includes a 3 Inch diameter ring for pintle hitch connection.
- May be loaded into the cargo bay of the MV-22 and CH-53K for air transport.
- Each trailer has a rear pintle hook for connecting multiple trailers to a single tow vehicle



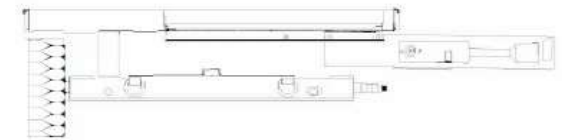
Top Elevation: EPU Extended For Operation



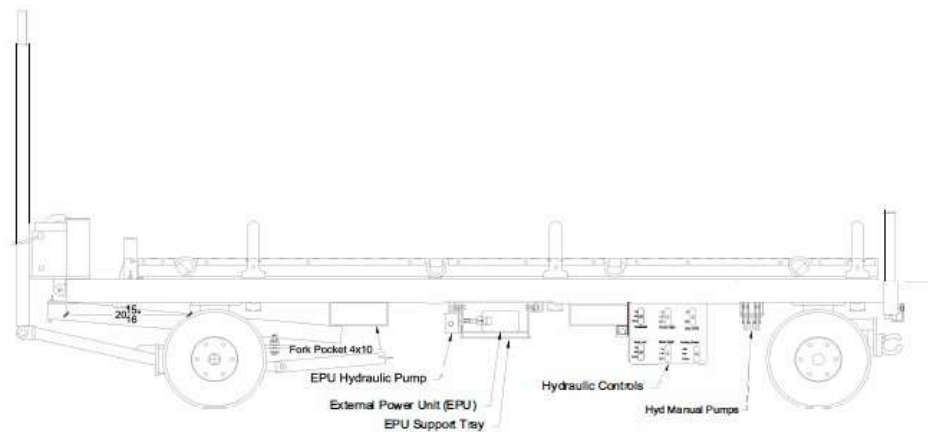
Side Elevation: EPU Stored



Side Elevation: EPU Extended For Operation



Side Elevation: EPU Extended For Removal



Side Elevation

DIXEQIP P.O. Box 153055
Lufkin, Tx 75915

Part Description: Date: 7/3/2025

Profile: External Power Unit (EPU)









